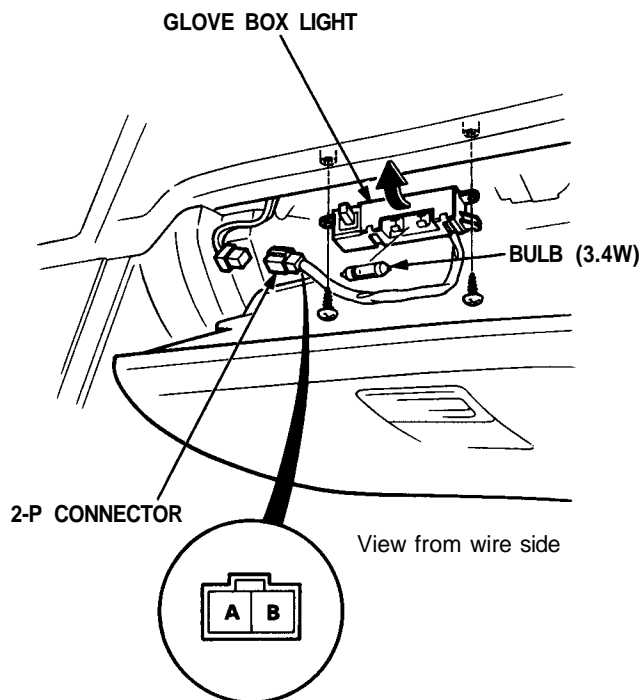


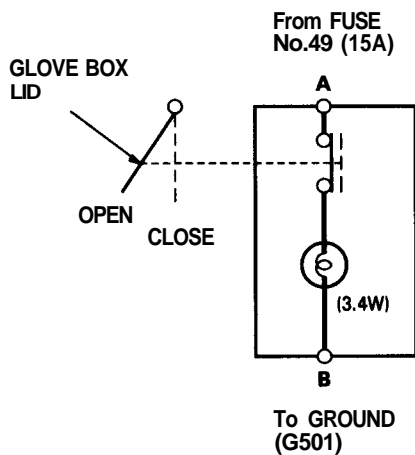
Glove Box Light

Test

1. Open the glove box.
2. Disconnect the 2-P connector from the glove box light.



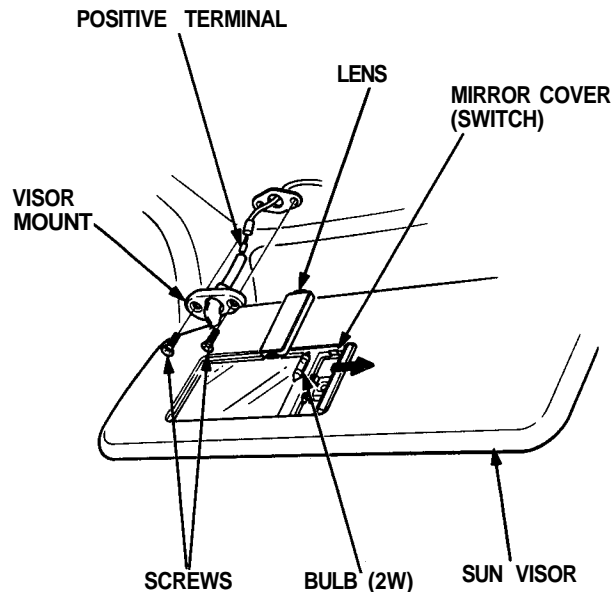
3. There should be continuity between the A terminal and B terminal with a bulb installed. There should be no continuity when the switch is pushed.



Vanity Mirror Light

Test

1. Remove the two screws from the sun visor mount.
2. Disconnect the positive terminal and remove the sun visor.



3. If necessary, pry the lens off and replace the bulb.
4. There should be continuity between the positive terminal and mount base (ground) when the mirror cover is opened with a bulb installed. There should be no continuity when the cover is closed.

